NOTE :-
1 POSITION & SIZE OF R.C. COLUMN, R.C. BEAM TO BE REFERED TO C&S ENGINEER'S DETAIL DRAWING.
2 POSITION OF ELECTRICAL FITTINGS ARE INDICATIVE ONLY. THE ACTUAL POSITION SHALL BE CONFIRMED ON SITE.

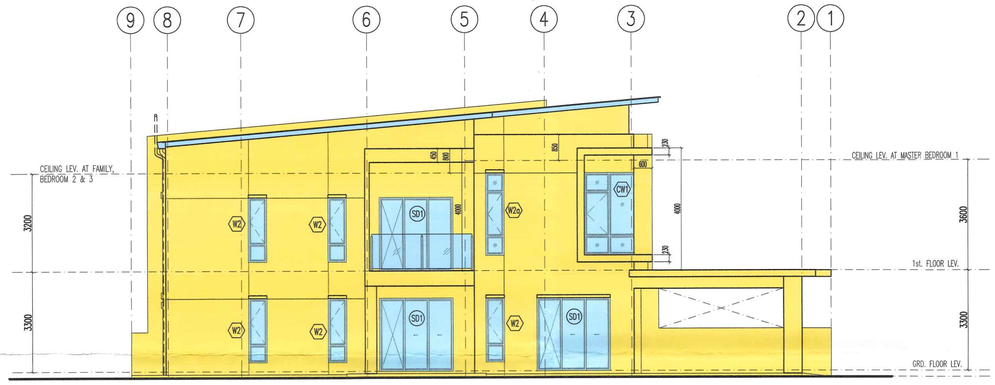

VENTILATION CALCULATION (CORNER LOT)					
GROUND FLOOR	BUILT-UP FL AREA (M.SQ)	BUILT-UP FL REQ. 15% (M.SQ)	VENT PROVIDED (M. SQ)	FIXED VENT. REQ.5% (M.SQ)	FIXED VENT.
LIVING & DINING	52.94	7.94	14.64	-----	-----
KITCHEN	22.72	3.40	3.55	-----	-----
GUEST ROOM	22.72	3.41	4.64	-----	-----
UTILITY	8.63	1.30	MV	-----	-----
BATH 4	3.96	-----	-----	0.20	0.36
FIRST FLOOR					
MASTER BEDROOM 1	28.80	4.32	12.43	-----	-----
BEDROOM 2	20.74	3.11	5.91	-----	-----
BEDROOM 3	20.74	3.11	5.91	-----	-----
FAMILY AREA	20.00	3.00	5.76	-----	-----
BATH 1	4.59	-----	-----	0.25	0.36
BATH 2	3.96	-----	-----	0.20	0.36
BATH 3	3.96	-----	-----	0.20	0.36

VENTILATION CALCULATION (INTERMEDIATE LOT)					
GROUND FLOOR	BUILT-UP FL AREA (M.SQ)	BUILT-UP FL REQ. 15% (M.SQ)	VENT PROVIDED (M. SQ)	FIXED VENT. REQ.5% (M.SQ)	FIXED VENT.
LIVING & DINING	43.68	6.58	9.42	-----	-----
KITCHEN	16.76	2.51	2.81	-----	-----
GUEST ROOM	18.50	2.70	2.70	-----	-----
UTILITY	8.63	0.93	MV	-----	-----
BATH 4	3.96	-----	-----	0.20	0.36
FIRST FLOOR					
MASTER BEDROOM 1	24.55	3.68	5.76	-----	-----
BEDROOM 2	15.85	2.37	2.42	-----	-----
BEDROOM 3	15.85	2.37	2.42	-----	-----
FAMILY AREA	15.19	2.28	2.64	-----	-----
BATH 1	4.59	-----	-----	0.25	0.36
BATH 2	3.96	-----	-----	0.20	0.36
BATH 3	3.96	-----	-----	0.20	0.36

DOOR SCHEDULE		
SYMBOL	SIZE	NAME
D1	1200MM x 2400MM	METAL FRAME DECORATIVE DOOR
D2	950MM X 2100MM	METAL FRAME PLYWOOD DOOR
D3	900MM x 2100MM	METAL FRAME PLYWOOD DOOR WITH FIXED LOUVRES
D4	765MM x 2100MM	METAL FRAME WATERPROOF DOOR
SD1	2400MM x 2400MM	ALUM. FRAME SLIDING DOOR
G1	875MM x 1500MM	ALUM. LOUVRES GATE

ELECTRICAL LAYOUT			
LEGEND			
SYMBOL	DESCRIPTION	GRD FLR. (INTERMIDIATE)	1ST. FLR. (INTERMIDIATE)
	LIGHTING POINTS	11 NO.	10 NO.
	13 AMP POWER POINTS	6 NO.	5 NO.
	SWITCH / FUSE BOX	1 NO.	1 NO.
	METER BOX	1 NO.	–
	FAN POINTS	3 NO.	4 NO.
	WALL LIGHT POINT	–	1 NO.

WINDOW SCHEDULE	ALUM. FRAME SLIDING WINDOW	
SYMBOL	SIZE	TYPE
W1	400MM x 2100MM	400MM X 1500MM ALUM. FRAME CASEMENT WINDOW WITH 400MM X 600MM ALUM. FIXED GLASS PANEL BELOW
W2	600MM x 2100MM	600MM X 1500MM ALUM. FRAME CASEMENT WINDOW WITH 600MM X 600MM ALUM. FIXED GLASS PANEL BELOW
W2a	600MM x 2700MM	ALUM. FRAME CASEMENT WINDOW
W3	1700MM x 1350MM	ALUM. FRAME CASEMENT WINDOW
W4	600MM x 600MM	ALUM. FRAME TOP HUNG
W5	1150MM x 1350MM	ALUM. FRAME CASEMENT WINDOW
W6	1970MM x 1350MM	ALUM. FRAME CASEMENT WINDOW
W7	600MM x 1350MM	ALUM. FRAME CASEMENT WINDOW
W8	1700MM x 2100MM	1700MM x 1500MM ALUM. FRAME CASEMENT WINDOW C/W 1700MM x 600MM FIXED GLASS PANEL BELOW
W9	1123MM x 2100MM	1123MM x 1500MM ALUM. FRAME CASEMENT WINDOW C/W 1123MM x 600MM FIXED GLASS PANEL BELOW
W10	2961MM x 2700MM	2961MM x 1500MM ALUM. FRAME CASEMENT WINDOW C/W 765MM x 600MM FIXED GLASS PANEL ABOVE AND BELOW
W10a	2400MM x 2700MM	2400MM x 1500MM ALUM. FRAME CASEMENT WINDOW C/W 783MM x 600MM FIXED GLASS PANEL ABOVE AND BELOW
W11	2400MM x 950MM	ALUM. FRAME CASEMENT WINDOW WITH FIXED GLASS PANEL
W12	2000MM x 2100MM	ALUM. FRAME CASEMENT WINDOW WITH FIXED GLASS PANEL
CW1	2100MM X 2700MM	2100MM x 1500MM ALUM. FRAME CASEMENT CORNER WINDOW C/W 783MM x 600MM FIXED GLASS PANEL BELOW AND 783MM x 600MM FIXED GLASS PANEL ABOVE

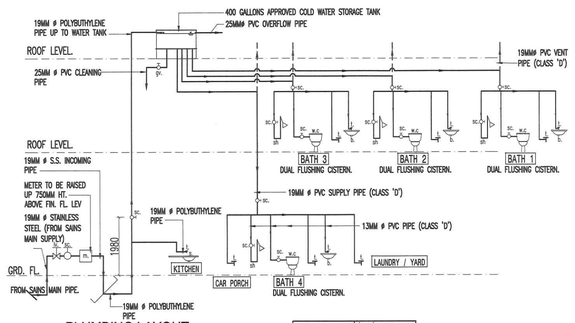

PLUMBING LAYOUT
(NOT TO SCALE)

NOTES:
1) ALL CONCEALED PLUMBING TO BE INSPECTED BY SAINS BEFORE WALL PLASTERING.
2) LICENSED PLUMBER TO SUBMIT PLUMBING DRAWING IN ACCORDANCE WITH M.S. WATER SUPPLY RULES FOR APPROVAL AS SOON AS POSSIBLE AND BEFORE COMMENCEMENT OF WORKS.
3) ALL W.C. TO BE PROVIDED WITH DUAL FLUSHING CISTERN.

LEGEND	
m. meter	t. trap
wl. water level	b. basin
sc. stop cock	sink.
bv. ball valve	fl. floor trap
gv. gate valve	gt. gulley trap
sh. shower	mh. manhole
wc. water closet	h. lockable valve.

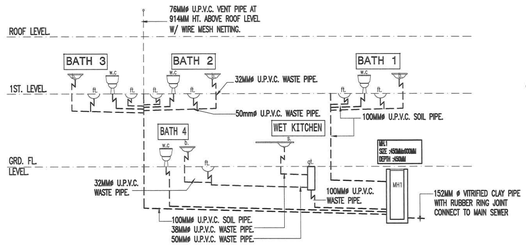

SANITARY LAYOUT
(NOT TO SCALE)

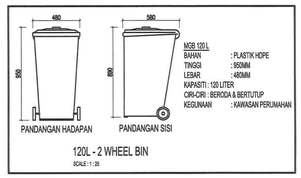

120L - 2 WHEEL BIN
SCALE : 1 : 25

FILE NO : 431/2291/2016/2

PELANYAN DILULUSKAN BIL. 65 H/2017
Tertakluk kepada syarat-syarat Akta Jalan, Parit Dan Bangunan 1974 seperti berikut:-
(a) Permohonan kelulusan sulan ini selama 3 tahun dan hendak di diperbaharui setiap 1 tahun (12 bulan) Undang-undang Bahagian V, Selangor. 70 (9) (d) (i) dan (4) hari kemysatan kepada Pihak Perbandaran sebelum permohonan tamatkan (undang-undang Bahagian V, Selangor. 70 (9) (d) (ii). Lahing sepati ... diperiksa ...
13/2/17

JOB.NO: 2016/KWAASB/1330

PROJEK :
CADANGAN PEMBANGUNAN PERUMAHAN YANG MENGANDUNGI :-

1) RUMAH TERES DUA TINGKAT 'RTDT – JENIS A1'
PT NO : 26598 – 26624,
PT NO : 26837 – 26918. = 109 UNIT
2) RUMAH TERES DUA TINGKAT 'RTDT – JENIS A2'
PT NO : 26625 – 26650,
PT NO : 26703 – 26836. = 160 UNIT
3) BANGUNAN PENCAWANG ELEKTRIK 'PE'
PT NO : 26922. 26923 = 2 UNIT
4) PONDOK RUKUN TETANGGA = 1 UNIT

ARA SENDAYAN 1,
MUKIM RASAH, DAERAH SEREMBAN,
NEGERI SEMBILAN DARUL KHUSUS
UNTUK TETUAN :-
MATRIX CONCEPTS SDN. BHD.

TANDATANGAN PEMOHON :

HO KONG SOON
NRIC : 670430-08-5503
MATRIX CONCEPTS SDN. BHD. (295708-V)
WISMA MATRIX
C/O : 57, JALAN TUN DR. ISMAIL,
70200 SEREMBAN,
NEGERI SEMBILAN DARUL KHUSUS

ARKITEK :
Saya memperakui bahawa perinci-perinci dalam pelan-pelan ini adalah menurut kehendak-kehendak Undang-Undang Kecil Bangunan seragam 1986 dan saya setuju terima tanggungjawab penuh dengan sewajarnya.

LEMBAGA ARKITEK MALAYSIA
Dato' Ar. Woo Thin Fook, JP
A R K I T E K
No Pendaftaran LAM : A/W 55
KW ASSOCIATE ARCHITECTS SDN BHD
(Co. Reg. No. 485883-A)
No. 13, Lorong Permata 4/2, Taman Permata,
70200 Seremban, Negeri Sembilan
TEL: (06) 761 1691 FAX: (06) 761 4962
E-mail : kwaasbn@gmail.com

DILUKIS OLEH : ZFR	SKALA : 100
DISEMAK OLEH : Ar. Hazriq	TARIKH : 11/01/17

TAJUK LUKISAN : R T D T – J E N I S A 2

PANDANGAN BELAKANG,
PANDANGAN KANAN & PANDANGAN KIRI

NO. LUKISAN	PINDAAN
2016/KWAASB/1330/RTDT-A2/09	1.0